










Yurls Werkboekje

vriendschap






















groep 1-2

Zoek de juiste schaduw van de vriendjes.







Knip de plaatjes uit en plak ze op de juiste plaats.





Meer werkbladen op
www.werkboekjes.yurls.net







auteur:
Marije Smit




Zoek de 8 verschillen



Op welk huisnummer woont het vriendje? Zet een rondje om het juiste cijfer.

	<p>8 5 3 6</p>
	<p>1 9 3 6</p>
	<p>8 5 7 6</p>
	<p>3 5 4 9</p>
	<p>8 3 1 4</p>
	<p>2 5 8 7</p>


Woordstukjes wil jij mijn vriendje zijn?




olifant




leeuw



krokodil




nijlpaard




rups




muis




vogel




pauw




slang



kangoeroe




aap



giraffe



Met welke letter begint het plaatje ? Zet een rondje om die letter.




slang

p t g s



muis

h r m v




vogel

k v f s



leeuw

l r n z




pauw

z b p k


Stempelen




muis




slang



rups




vogel




aap

Stempelen




olifant




nijlpaard



leeuw











pauw




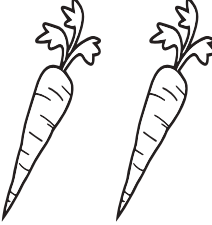
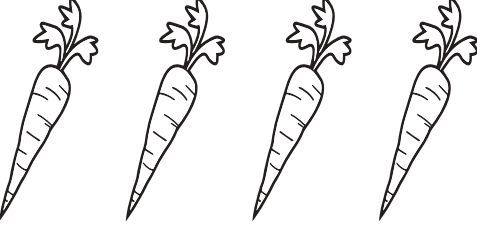



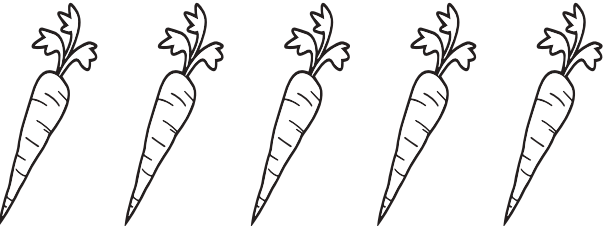
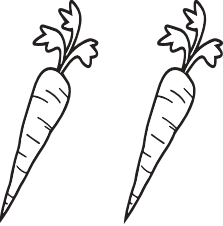


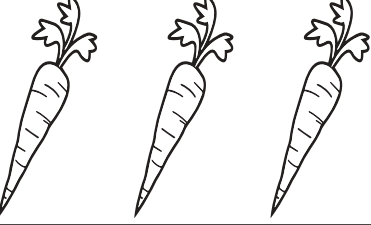





krokodil

Kleur het juiste aantal. Rikki en zijn vriendjes

5	
2	
7	
1	
4	
3	
6	
8	

Schrijf of stempel het juiste cijfer. (Rikki en zijn vriendjes)


 + 	
 + 	
 + 	
 + 	
 + 	
 + 	
 + 	
 + 	

Cijferkleurplaat sommen vriendjes.



















- 1 = rood 0
- 2 = blauw 0
- 3 = geel 0
- 4 = groen 0
- 5 = bruin 0
- 6 = zwart 0
- 7 = rose 0
- 8 = paars 0
- 9 = oranje 0




Maak groepjes van..... (3,5,6 of 10)



Geef de hartjes met dezelfde letter dezelfde kleur.



Kleurplaat. Hoeveel harten tel je?



Yurls is een gratis tool waarmee je online je (educatieve) favorieten op internet verzamelt en deelt.

Registreren gaat zo:

- * Ga naar www.yurls.net
- * Klik op 'nieuw account' en vul de gegevens in.
- * Klik op de link in de e-mail die je ontvangt om je account te activeren.
- * Log in met je e-mailadres en het wachtwoord dat je hebt aangemaakt en lees de tips.
- * Het 'Yurlsen' kan beginnen!

Vragen? Ga naar <http://support.yurls.net>



Meer werkbladen op
www.werkboekjes.yurls.net

auteur:
Marije Smit